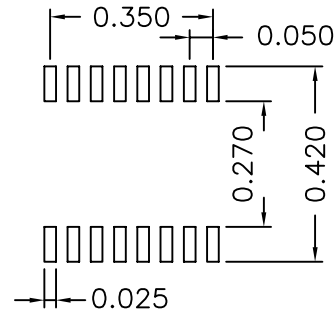
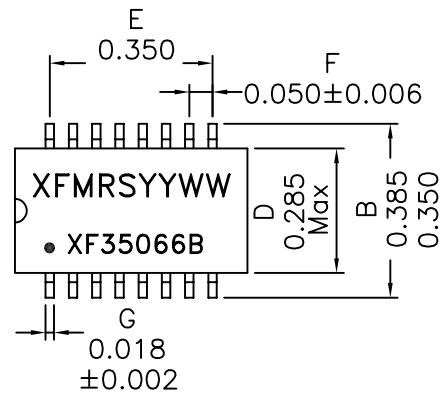
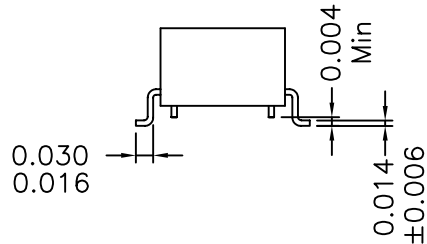
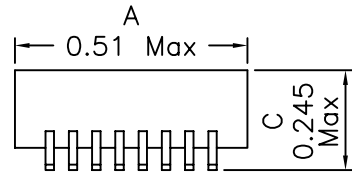
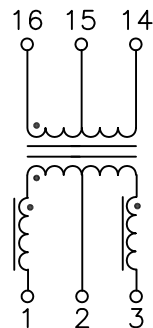


1. Mechanical Dimensions:

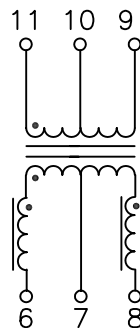


SUGGESTED FOOTPRINT

2. Schematic:



TX



RX

3. Electrical Specifications:@25°C

Isolation Voltage: 1500 VAC

Turns Ratio: Pins (1-2-3):(16-15-14)=1CT:1CT±3%

Pins (6-7-8):(11-10-9)=1CT:1CT±3%

OCL: Pins 1-3, 6-8 350uH Min @100KHz 0.1V, 8mAdc

Cw/w: 15pF Typical @100KHz 100mV (Pri/Sec)

LL: Pins 1-3 0.4uH Max @100KHz 0.1V, Short 16-14

Pins 6-8 0.4uH Max @100KHz 0.1V, Short 11-9

DC Resistance: Pins 11-9, 16-14 0.60 Ohms Max

Pins 1-3, 6-8 1.10 Ohms Max

RISE TIME (10%-90%): 2.5nS TYPICAL

INSERTION LOSS: -1.1dB Max @100KHz - 100MHz

Return loss: -18dB TYPICAL @500KHz-30MHz

-15.5dB TYPICAL @40MHz

-13.6dB TYPICAL @50MHz

-12dB TYPICAL @60MHz-80MHz

CROSSTALK: -40dB TYPICAL @100KHz - 100MHz

CMR: -40dB TYPICAL @100KHz - 100MHz

Notes:

1. Solderability: Leads shall meet MIL-STD-202G, Method 208H for solderability.
2. Flammability: UL94V-0
3. ASTM oxygen index: > 28%
4. Insulation System: Class F 155°C. UL file E151556
5. Operating Temperature Range: All listed parameters are to be within tolerance from -40°C to +85°C
6. Storage Temperature Range: -55°C to +125°C
7. Aqueous wash compatible
8. SMD Lead Coplanarity: ±0.004*(0.102mm)
9. Electrical and mechanical specifications 100% tested
10. RoHS Compliant Component

XFMRs Inc www.XFMRs.com		Title: 10/100 BASE MAGNETICS	
UNLESS OTHERWISE SPECIFIED TOLERANCES: .xxx ±0.010 Dimensions in Inch		P/N: XF35066B	REV. A
		DWN.	Feng
		CHK.	YK liao
		APP.	BW
SHEET 1 OF 1			May-04-11

DOC REV: A/16

PROPRIETARY

Document is the property of XFMRs Group & is not allowed to be duplicated without authorization.